

Decade Divider, Single-In-Line Thin Film Resistor Networks (Standard)



Using these integrated thin film networks instead of discrete resistor sets, designers gain several advantages: smaller size, better overall tracking, greater reliability, and lower cost.

FEATURES

- Low voltage coefficient < 0.02 ppm/V
- Low noise index < - 30 dB
- High stability 0.01 % on ratio (1000 h at Pn at + 70 °C)
- Standard



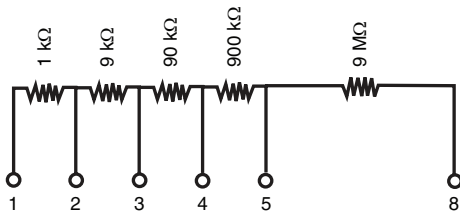
**RoHS
COMPLIANT**

TYPICAL PERFORMANCE

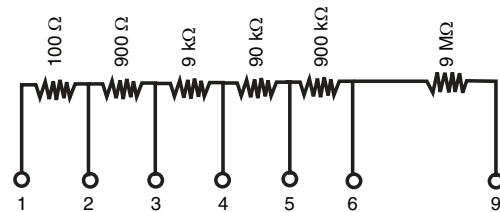
	ABS	TRACKING
TCR	< 25 ppm/°C	< 2.5 ppm/°C
	ABS	RATIO
TOL.	0.1 %	0.03 %

SCHEMATIC

5 Decades



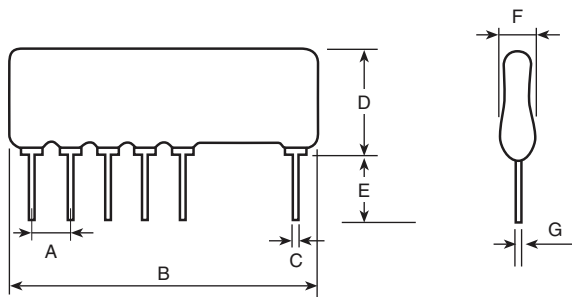
6 Decades



STANDARD ELECTRICAL SPECIFICATIONS			
TEST		SPECIFICATIONS	CONDITIONS
MATERIAL		PASSIVATED NICHROME	
Resistance range		100 Ω to 10 MΩ	
TCR	Tracking	< 2.5 ppm/°C	Except for 100R (5 ppm/°C)
	Absolute	< 25 ppm/°C	(0 °C to + 70 °C)
Toleracne	Ratio	A = ± 0.05 %, B = ± 0.1 %, C = ± 0.03 %	
	Absolute	± 0.1 %	(0 °C to + 70 °C)
Power rating	Resistor	0.1 W	
	Package	0.6 W	
Stability	ΔR Ratio	0.01 % typical	1000 h at + 70 °C at Pn
Voltage coefficient		< 0.02 ppm/V	
Working voltage		1200 V	
Operating temperature range		0 °C; + 70 °C	
Storage temperature range		- 55 °C to + 155 °C	
Noise		< - 30 dB typical	
Thermal EMF		0.1 μV/°C	
Shelf life stability (Ratio)		50 ppm	1 year

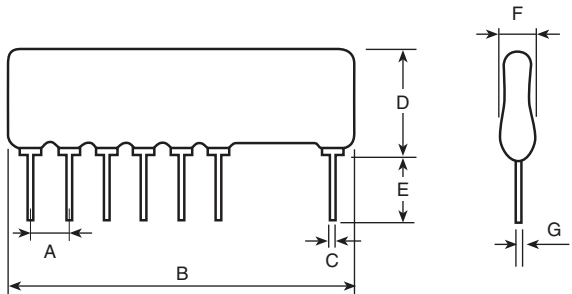
DIMENSIONS

5 Decades



DIMENSION	INCHES	MILLIMETERS
A	0.100	2.54
B	0.830	21.08
C	0.020	0.51
D	0.275	7 max.
E	0.125	3.17
F	0.100	2.54 max.
G	0.010	0.25

6 Decades



DIMENSION	INCHES	MILLIMETERS
A	0.100	2.54
B	0.830	21.08
C	0.020	0.51
D	0.275	7 max.
E	0.125	3.17
F	0.100	2.54 max.
G	0.010	0.25

MECHANICAL SPECIFICATIONS

Resistive material	Nichrome
Coating	Fluidized epoxy
Terminals	Tin/silver on copper alloy
Substrate material	Alumina
Marking resistance to solvents	Laser marking

GLOBAL PART NUMBER INFORMATION

New Global Part Numbering: CNS471A6

C	N	S	4	7	1
---	---	---	---	---	---

MODEL

A

TOLERANCE

 B: 0.1 %; 0.1 %
 A: 0.1 %; 0.05 %
 Q: 0.1 %; 0.03 %

6

NUMBER OF DECADES

 5
 6

Historical Part Number example: CNS 471 A 6 e2



Disclaimer

All product specifications and data are subject to change without notice.

Vishay Intertechnology, Inc., its affiliates, agents, and employees, and all persons acting on its or their behalf (collectively, "Vishay"), disclaim any and all liability for any errors, inaccuracies or incompleteness contained herein or in any other disclosure relating to any product.

Vishay disclaims any and all liability arising out of the use or application of any product described herein or of any information provided herein to the maximum extent permitted by law. The product specifications do not expand or otherwise modify Vishay's terms and conditions of purchase, including but not limited to the warranty expressed therein, which apply to these products.

No license, express or implied, by estoppel or otherwise, to any intellectual property rights is granted by this document or by any conduct of Vishay.

The products shown herein are not designed for use in medical, life-saving, or life-sustaining applications unless otherwise expressly indicated. Customers using or selling Vishay products not expressly indicated for use in such applications do so entirely at their own risk and agree to fully indemnify Vishay for any damages arising or resulting from such use or sale. Please contact authorized Vishay personnel to obtain written terms and conditions regarding products designed for such applications.

Product names and markings noted herein may be trademarks of their respective owners.